

2

3

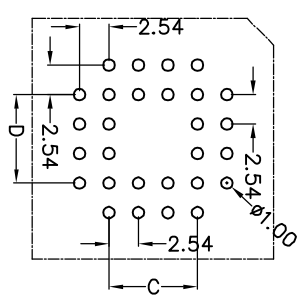
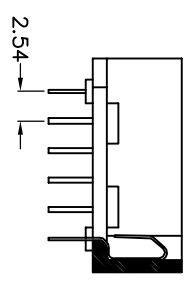
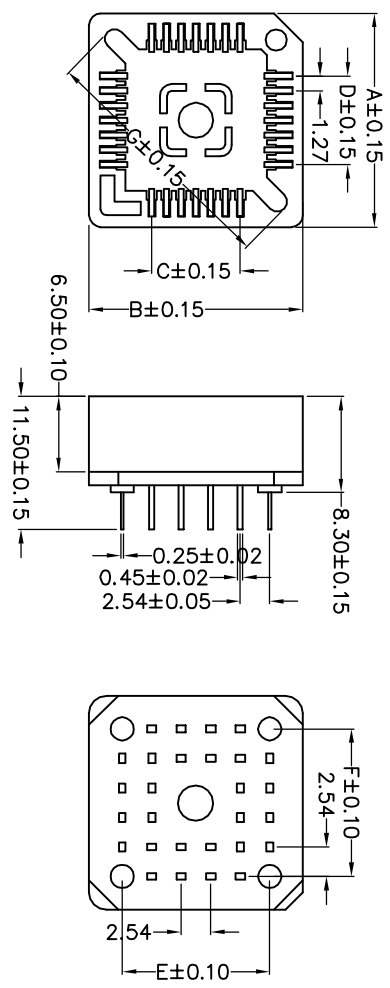
4

5

6

7

REVISION DATA		
REV	DESCRIPTION	DATE
A0	NEW DRAWING	16-4-12



PCB LAYOUT

NO.OF CONTACTS	A	B	C	D	E	F	G
28P	14.98	14.98	7.62	7.62	12.70	12.70	20.45

Electrical:
 Current rating: 2Amps/contact max.
 Contact resistance: max 20mΩ
 Insulation resistance: min 5000MΩ
 Dielectric strength: min 600V RMS

Mechanical:
 Contact pressure: min 1.5N per contact
 Mechanical life: min 50 cycles
 Operating temperature: -40 ° C to +105 ° C
 Soldering temperature: +255 ° C

QZT	X	X	XX	XX	X	XXX
Pitch (mm) A=1.27 B=1.778 C=2.00 D=2.54	Angel Options P=PGA C1=PLCC-SMT C2=PLCC-DIP	No. of Positions XX positions	Pin plated T1=Tin 150u" T2=Tin 200u" G1=G/F G2=Gold 3u" G3=Gold 10u" G4=Gold 15u" G5=Gold 30u"	Insulator color 1=Black 2=Brown	Serial number 001-999	

oZtconn 启之泰 东莞市启之泰电子科技有限公司

TOLERANCE	PROJECTION	TITLE:
X.XXX ±0.05 X.XX ±0.15 X.X ±0.20 X. ±0.30 ANGLE ±5.0°	DATE: 2016-4-12 DRAWN: TANG-S-G CHECKED: APPROVED:	PLCC Connectors 2.54mm PART NO: QZTD-C228XXX009 DRAWING NO: 2016041202

REV: A0	UNIT: mm	SCALE: tu11	SIZE: A4	PAGE: 1/2
---------	----------	-------------	----------	-----------

A

B

C

D

E

A

C

D

E

1

2

3

4

5

6

7