

REVISION DATA		
REV	DESCRIPTION	DATE
A0	NEW DRAWING	16-5-15

Technical Data

Material:

Pin(outer sleeve): Brass, machined CuZn38Pb2

Plating(outer sleeve):

Tin Plated: 2 μ m/80 μ m²Ni, 5 μ m/200 μ m²Sn

Gold Plated: 2 μ m²/80 μ m²Ni, 0.8 μ m² gold

Insulator: PPS UL94V-0

Electrical:

Current rating: 3Amps/contact max.

Contact resistance: \leq 4m Ω /contact

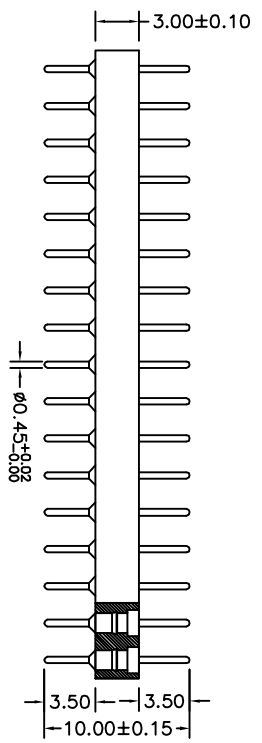
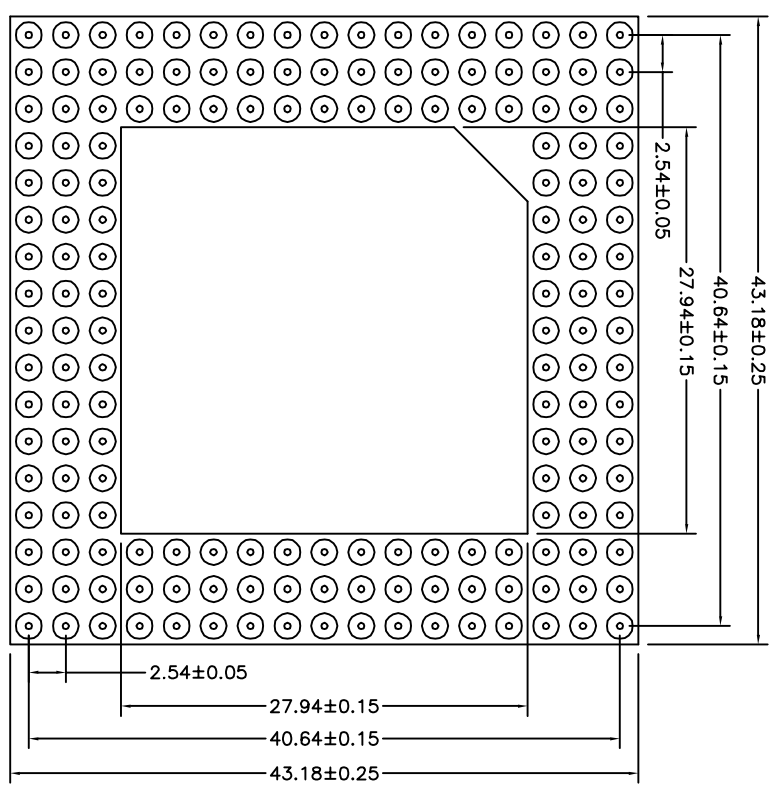
Insulation resistance: \geq 1000M Ω at V=100V

Operating voltage: 60VAC/DC

Mechanical:

Operating temperature: -40 $^{\circ}$ C to +105 $^{\circ}$ C

Soldering temperature: +255 $^{\circ}$ C




QZT	X	X	XXX	XX	XXX	X
Pitch (mm) A=2.54X2.54 B=2.54X1.27 C=1.27X1.27	Angel Options P=PGA C1=PLCC-SMT C2=PLCC-DIP	No. of Positions XXX positions 168=168PIN	Pin plated T1=Tin 150u" T2=Tin 200u" G1=G/F G2=Gold 3u" G3=Gold 10u" G4=Gold 15u" G5=Gold 30u"	Pin Length Options 1000=10.00mm	Specifications A=Public seat B=Female seat	

QZTconn 东莞市启之泰电子科技有限公司

TOLERANCE

X, XXX	± 0.05
X, XX	± 0.15
X, X	± 0.20
X,	± 0.30
ANGLE	$\pm 5.0^{\circ}$

PROJECTION



DATE: 2016-5-15

DRAWN: TANG-S-G

CHECKED:

APPROVED:

TITLE:

Pin grid array sockets
2.54x2.54mm 168PIN

PART NO: QZTA-P168XX1000A

DRAWING NO: 2016051524

REV: A0	UNIT: mm	SCALE: 1:1	SIZE: A4	PAGE: 1/2
---------	----------	------------	----------	-----------